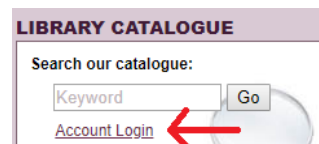


# How to login to your library account & renew items

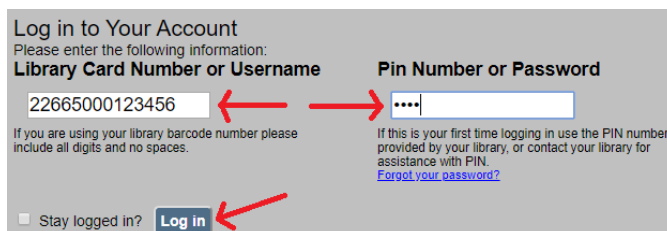
## How to Login to Your Library Account

Go to our website: [www.kitimatlibrary.ca](http://www.kitimatlibrary.ca)

1. Click on “**Account login**” located in the lower right of the screen.

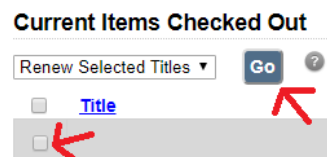


2. Enter your “**Username**” or “**library card barcode**” (no spaces ex. 22665000123456).
3. Your password is the last 4 digits of your phone number unless you’ve changed it.
4. Click “**Log in**”.

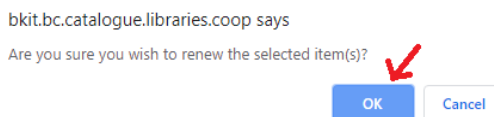


## How to Renew Items Checked Out

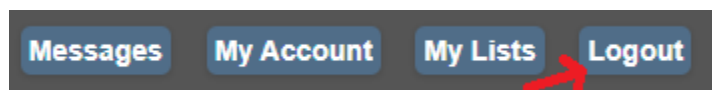
1. Click on the “**Items Checked Out**” tab.
2. Click on the checkbox next to the items you would like to renew (Please note that items that show 0 renewals or have a reserve on them cannot be renewed).
3. Click on the “**Go**” button, located above your checked out items.



4. Click “**Ok**” on the window that pops up.



5. Review your items due dates in the list at the bottom of the screen.
6. Always remember to logout of your account when your done by clicking the “**Logout**” button in the upper right corner of the screen.



Any questions? Please ask a staff member.